



New eBusiness Platform

How to manage my notification at CMA CGM

CMA CGM GROUP



1.

• Login to CMA CGM eBusiness

CMA CGM: <https://www.cma-cgm.com/>
ANL : <https://www.anl.com.au/>
CNC : <https://www.cnc-ebusiness.com/>

- ✓ 각 브랜드별로 아이디와 비밀번호를 공유.
- ✓ **반드시 로그인 하고자 하는 선사 URL로 접속.**

ANNOUNCEMENTS ✨

Happy Chinese New year of the monkey

Wish you all have a prosperous year of the monkey and all your wishes come true. Gong Xi Fa Cai!

Sign In

Login (Email)

Password:

[Forgot Password?](#)

로그인

You don't have an account?

CMA CGM

ID는 가입 한 email 주소!

2.

CMA eBusiness 알림 설정 하기

The screenshot shows the CMA eBusiness user interface. At the top, there is a dark blue navigation bar with "Corporate website" and "NETWORK" on the left, and "ENGLISH" with a dropdown arrow on the right. Below this is a white navigation bar with "Port Management", "Digital Services", "News", and "Help" on the left, and a search icon on the right. A red arrow points to a bell icon with a notification badge, with the text "로그인 후 자신의 ID 이니셜 클릭" (Click your ID initials after login). The bell icon is highlighted with a red box. Below the bell icon is a circular profile icon containing the initials "CE", also highlighted with a red box. A dropdown menu is open from the profile icon, listing "Account Management", "My Services", "Notification Setup" (highlighted with a red box), and "My Support Requests". At the bottom of the dropdown is a "Log Out" button with a red arrow icon. The background of the page features a large image of a man with glasses looking down, with the text "You and I the way" and "everything we do. Thanks to us, we design and implement across the supply chain. We" visible.

Manage my Subscriptions

Shipment Tracking Essentials

Everything you need to keep up with your shipments online. Receive confirmations of your transactions and be alerted when new documents are posted to your account.

1/6

B/L follow up

Draft BL available | Original BL (or copy) available for printing | Waybill available

0/3

Operational Tracking

This package groups all notifications pertaining to container tracking and journey updates.

0/9

Invoicing

Stay in touch with your invoices.

0/1

CMA eBusiness 알림 종류

1. Shipment Tracking Essentials

: Booking, SI, VGM 등 Shipment 관련 알림 설정

2. B/L follow up

: Draft, OBL, Waybil에 대한 알림 설정

3. Operational Tracking

선적, 하역, ETA/ETD 변경 등에 대한 알림 설정

4. Invoicing

: 인보이스 알림 설정

4.

• CMA eBusiness 알림 설정 하기

B/L follow up

Draft BL available | Original BL (or copy) available for printing | Waybill available

BL Draft available ⓘ

Original BL available ⓘ

Waybill available ⓘ

2/3

ON

OFF

ON

중요!

✓ WEB 에서 B/L DRAFT 확인/수정 및 Waybill 업로드 시 반드시 ON 으로 바꾸어서 AUTO NOTICE 받을 수 있게 해 주십시오.

5.

• CMA eBusiness 알림 설정 하기

Shipment Tracking Essentials

Everything you need to keep up with your shipments online. Receive confirmations of your transactions and be alerted when new documents are posted to your account.

1/9

Booking follow up ⓘ



Release confirmation available ⓘ



Shipping instructions submitted ⓘ



My VGM follow up ⓘ

Loading confirmation available ⓘ

New export notice ⓘ

Delivery order available ⓘ

Arrival notice available ⓘ



New document available online ⓘ



Only for shipments I manage ⓘ

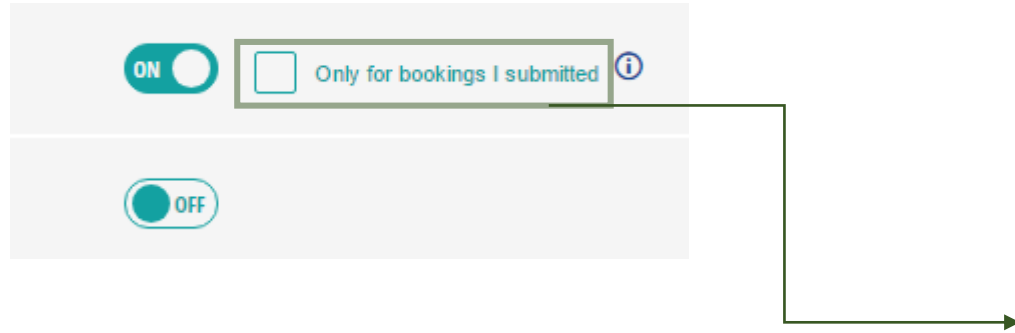
중요!

✓ ** CERTI 업로드 시에도 알림 수신 받을 수 있습니다.

6.

• CMA eBusiness 알림 설정 하기

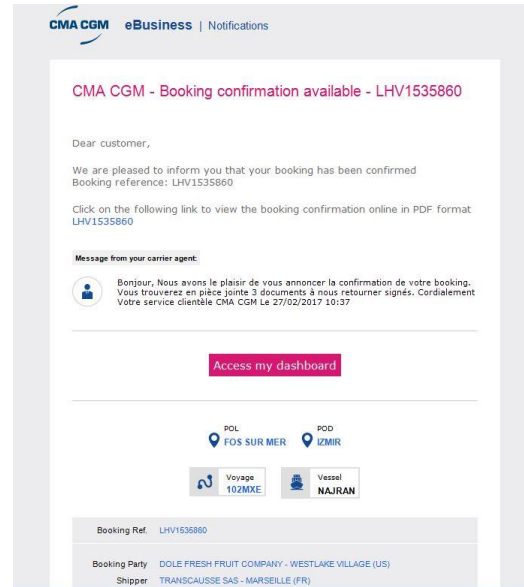
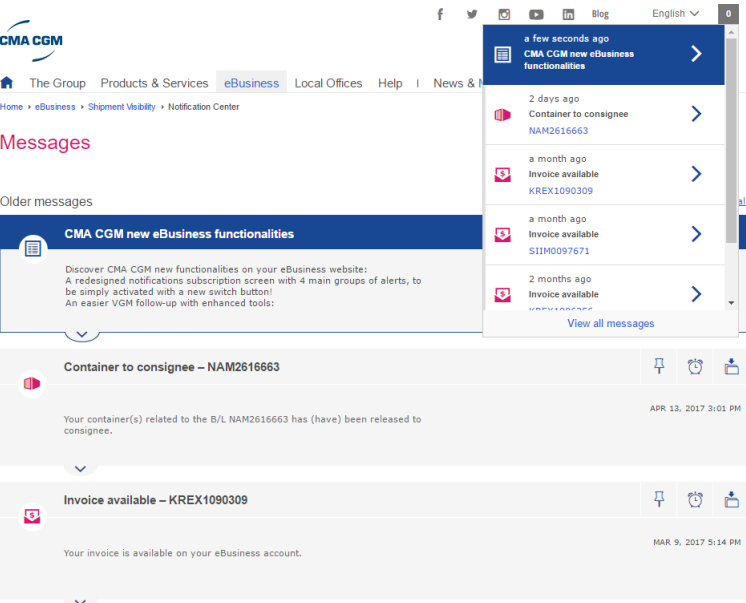
<알림 스위치>



<알림센터>

<이메일 알림>

- 각 각의 알림에 있는 스위치를 간단히 on/off 를 통해서 알림을 켜거나 끌 수 있습니다.
- 알림을 on 하게 되면 웹사이트의 알림센터와 email로 모두 알림을 받을 수 있습니다.
- 알림의 옆에 있는 체크박스에 체크하면 자신의 ID로만 진행 된 건에 대하여 알림을 받을 수 있습니다.(한 회사당 여러 개의 ID 가 있는 경우가 있기 때문에 체크를 안할 시에는 모든 알림이 전송됨.)





Thank you

