

Web BL Printing – CMA CGM Group eBusiness

BL Printing – Original (Software Installation)

Note:

- a) In order to print the document, please install the latest “**Adobe Acrobat Reader.**”
- b) In order to display the original BL, you should have “**FileOpen**” plug-in installed on your computer (one-time installation).
- c) If your system is not installed with this plug-in or if you are not sure if you already have it installed, kindly install the plugin from File Open website:
<http://plugin.fileopen.com>
- d) PS: Remember to restart your system after installation of File Open Plugin.
- e) Original BL will be printed on System’s **default printer** only. So kindly update your printer to default printer under system control panel.
- f) Kindly update your **Browser setting** as below.

BL Printing – Original (Browser Settings)

Internet Explorer

No setting change required. Version 9.0 & above supported.

Microsoft Edge

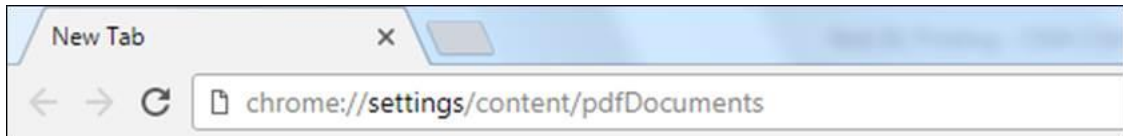
Please disable the inbuilt PDF viewer in EDGE to print the OBL.

1. Go to the below URL in MS Edge:
`edge://settings/content/pdfDocuments?search=pdf`
2. Disable the PDF Viewer

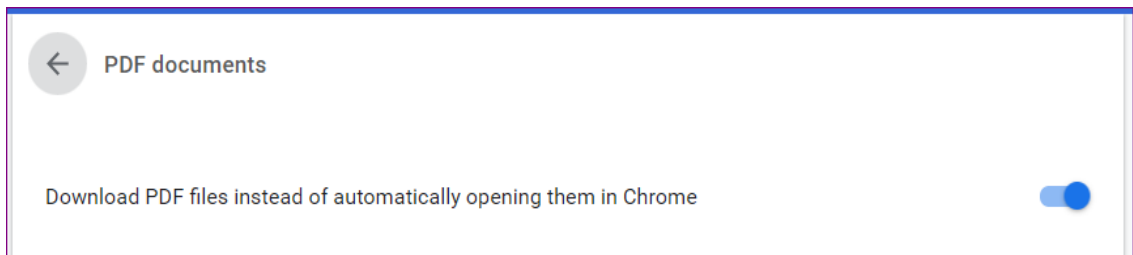
Google Chrome

Disable built-in PDF Viewer in Google Chrome:

1. Go to **chrome://settings/content/pdfDocuments** in Chrome



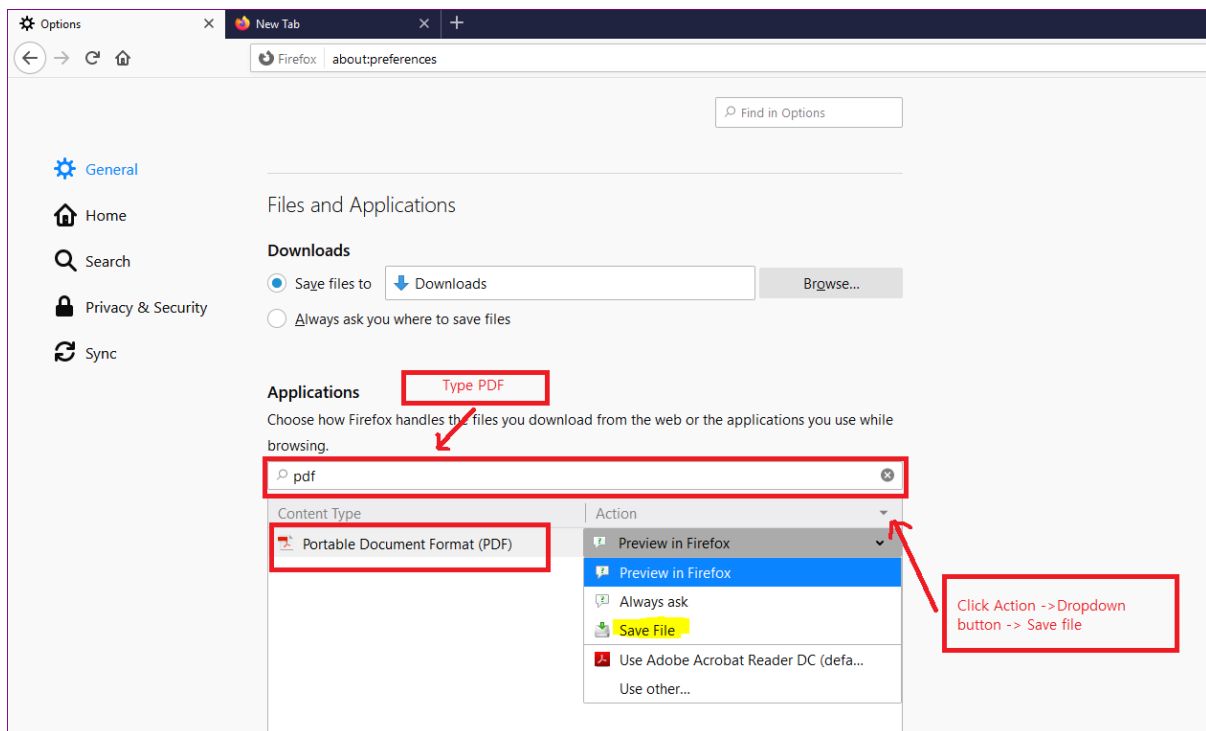
2. Enable 'Download pdf files instead of automatically opening them in chrome' option



Mozilla Firefox

Update Default PDF handler in Mozilla to 'Save File':

- Go to **Tools** → **Options** → **General** → **Applications**
- Update PDF handler to '**Save File**' option



Once you have completed above instructions, you can **access your Original BL** in eBusiness.

Login to CMA CGM Group eBusiness



www.cma-cgm.com



www.anl.com.au/



www.cnc-ebusiness.com/



www.apl.com

1) Go to My CMA CGM - Document Dashboard or Original Available

Core Services CMA CGM+ **My CMA CGM** News Help

Quick Access

- Find a Route
- Get a Quote
- Request Booking
- Track my Shipment
- View my Shipment Dashboard
- See my Documents

Routes

- Lines Presentation
- Port Schedules
- Voyage Finder
- Eco Calculator

Prices

- My Prices
- Carrier Charge Finder
- Inland Prices
- Detention - Demurrages
- Public Prices Finder

Preparation

- VGM Form Declaration
- VGM Upload
- VGM Dashboard
- Tare Finder

Documents

- Submit SI
- Document Dashboard**
- Draft to be Reviewed
- Original Available

Visibility

- Container Dashboard
- My eBusiness Center

Finance

- Invoice Dashboard
- Container Charges

Register Discover

2) Search by Booking or BL no. then click on the BL no. to access the OBL.

Documents | Dashboard

Enter your Booking or BL no.

Search a Booking & B/L Ref.

Filters

- Export / Import
- Date
- Category
- B/L Status
- B/L Type
- US/CA NoA Type
- Invoice Status
- Invoice Domain

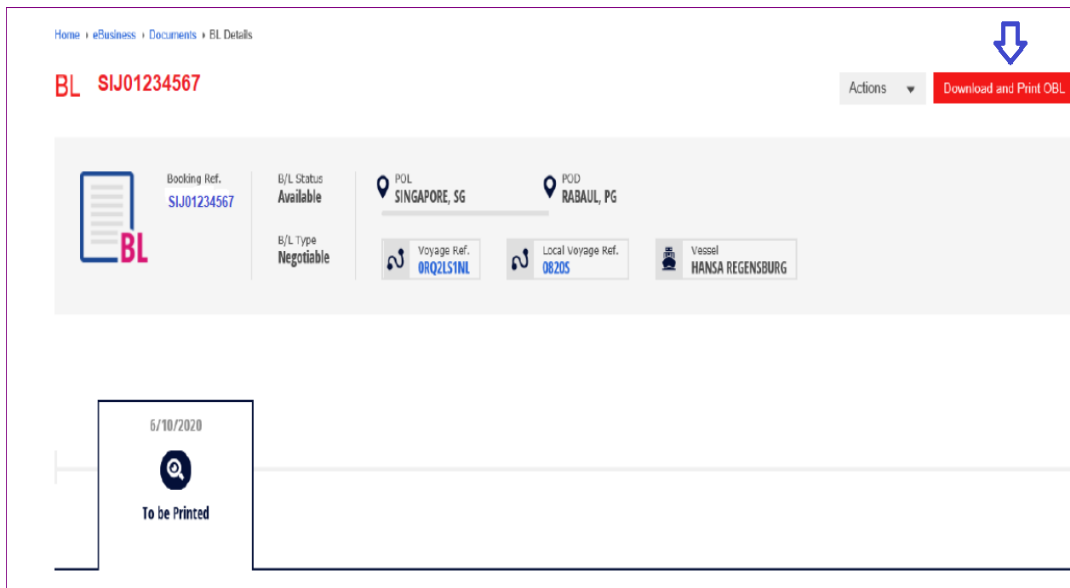
We cannot display all your data in below table. Please add more filters to your selection through the left part of the table. [Hide this message](#)

DOCUMENT REF.	SHIPMENT REF. MY REF.	CATEGORY TYPE	STATUS	DATE	
SIJ01234567	SIJ01234567	B/L Copy Negotiable	Copy Available	05-JUL-2021	<input type="checkbox"/>
SIJ0234567	SIJ0234567	B/L Original Negotiable	To be Printed	05-JUL-2021	<input type="checkbox"/>

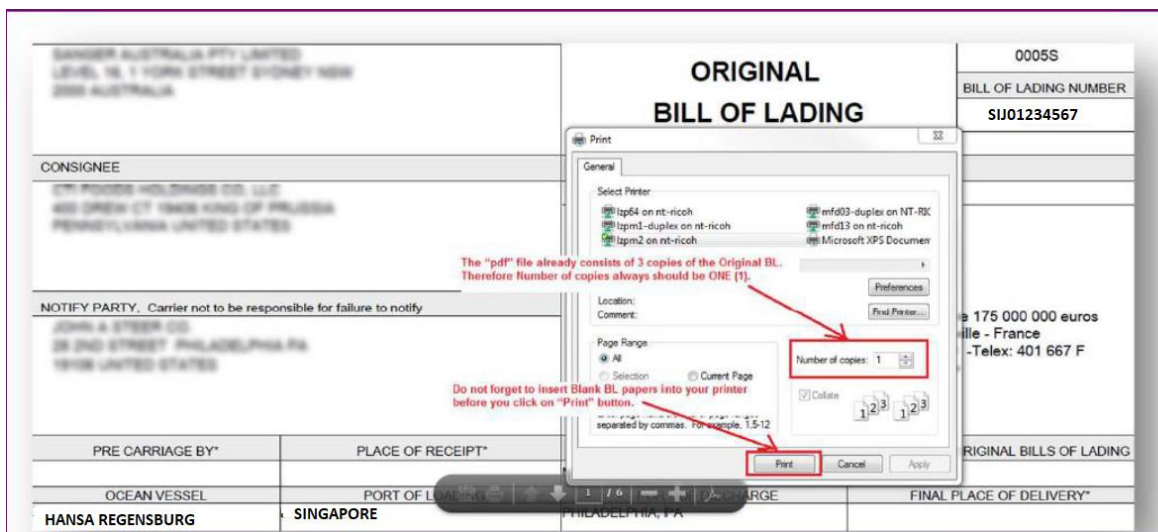
Rows per page: 10 Previous 1 Next Showing 1 to 2 of 2

Document Information Freight information Upload document Download document

3) Click on “Download and Print OBL” to download the Original BL for printing



4) Printer selection and Printing B/L



Note:

Do not print the Original if you are planning to make a special request or modification on the B/L text or content.

Do not forget to insert Blank OBL B/L paper into your printer before you click on “Print” button.

The “pdf” file already consists of 3 copies of the Original BL. Therefore, the Number of copies in printer selection screen **always should be ONE (1)**.

In case of any questions on online BL printing on CMA CGM Group eBusiness Platform, please contact: ecustomersupport@cma-cgm.com.